



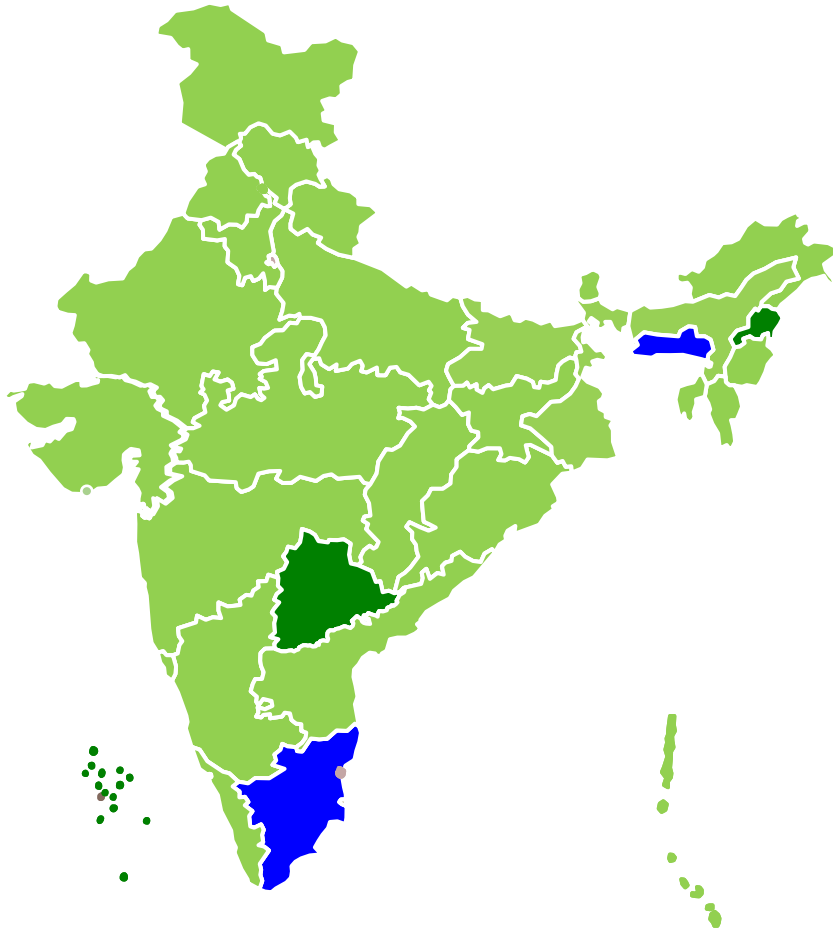
Pradhan Mantri Matru Vandana Yojana (PMMVY)

Video-Conference with States/UTs

11/04/18

PMMVY – Current Status

	States/UTs – Payments made:	31
	States/UTs - Enrollment started:	3
	States/UTs in Preparatory stage:	2



711
Districts on-boarded



9,67,456
Field Functionaries



22,67,984
Beneficiaries enrolled



12,86,597
Beneficiaries paid



38,67,812
Applications received



21,23,797
Applications paid



₹ 310.63 Cr.
Payments made



₹ 48.73 Cr.
Payments in process

States' Scheme Readiness Status

Steps	AP	CH	DN	DD	MH	ML	TN	TS	UP	WB
State Nodal Officer Appointment	✓	✓	✓	✓	✓	✓	✓	✓	✓	✓
PFMS Setup	✓	✓	✓	✓	✓	✓	✓	✓	✓	✓
Training of Master Trainers	✓	✓	✓	✓	✓	✓	✓	✓	✓	✓
Training of All Software Personnel	✓	✓	✓	✓	✓	✓	✓	✓	✓	✓
Training of Field Staff	×	×	✓	×	×	×	×	×	✓	✓
Localization of Application Forms	×	×	✓	×	×	×	×	×	✓	✓
Distribution of PMMVY Registers	×	×	✓	×	×	×	×	×	✓	✓
Master Data for PMMVY- CAS	×	×	×	×	×	×	×	×	×	×
Adequate IT Infrastructure at State Level	×	×	✓	×	×	×	×	×	✓	✓
State Level Help Desk/Cell	×	×	✓	×	×	×	×	×	✓	×

Health States names have been written in red text



States' PFMS Onboarding Status

Steps	AP	CH	DN	DD	MH	ML	TN	TS	UP	WB
PFMS Agency Configuration	✓	✓	✓	✓	✓	✓	✓	✓	✓	✓
Escrow Account Opening	✓	✓	✓	✓	✓	✓	✓	✓	✓	✓
Central Funds Transfer	✓	✓	✓	✓	✓	✓	✓	✓	✓	✓
Transfer of State share	*	NA	NA	NA	*	×	×	×	*	×
PFMS IDs Creation	✓	✓	✓	✓	✓	✓	✓	✓	✓	✓
Scheme Configuration	✓	✓	✓	✓	✓	✓	✓	✓	✓	✓
DSC Enrolment	✓	✓	✓	✓	✓	✓	✓	✓	✓	✓
Add Opening Balance	✓	✓	✓	✓	✓	×	×	×	✓	✓
Sign Sample File	✓	✓	✓	✓	✓	×	×	×	✓	✓
Payment Made in PMMY-CAS	✓	✓	✓	✓	✓	×	×	×	✓	✓
Payment Made in PFMS	✓	✓	✓	✓	✓	×	×	×	✓	✓
Payment Success	✓	✓	✓	✓	✓	×	×	×	✓	✓

Health States names have been written in red text

*	Partial
---	---------

✓	Completed
×	Pending

Master Data Status

State Name	No. of MOs (States Self Reported Data)	No. OF FFs (States Self Reported Data)	No. of MO in PMMVY- CAS	No. of FFs	% Coverage MO	% Coverage FFs
Andhra Pradesh	1,442	45,472	1,346	35,460	93%	78%
Chandigarh	18	188	18	180	100%	96%
Dadra and Nagar Haveli	14	288	13	284	93%	99%
Daman and Diu	4	70	4	65	100%	93%
Maharashtra		60,500	519	57,918	-	96%
Meghalaya	39	6,700	135	1,647	346%	25%
Tamil Nadu	508	10,412	390	8,080	77%	78%
Telangana	820	11,849	560	13,723	68%	116%
Uttar Pradesh	896	145,592	843	111,603	94%	77%
West Bengal	485	10,369	465	10,847	95%	105%

States to confirm on the number of CDPO/MO Blocks sent by them and send pending Field Functionary Data.

Data updated on 9th April 2018 at 10:35 AM

Health States names have been written in red text

Funds Disbursed Performance

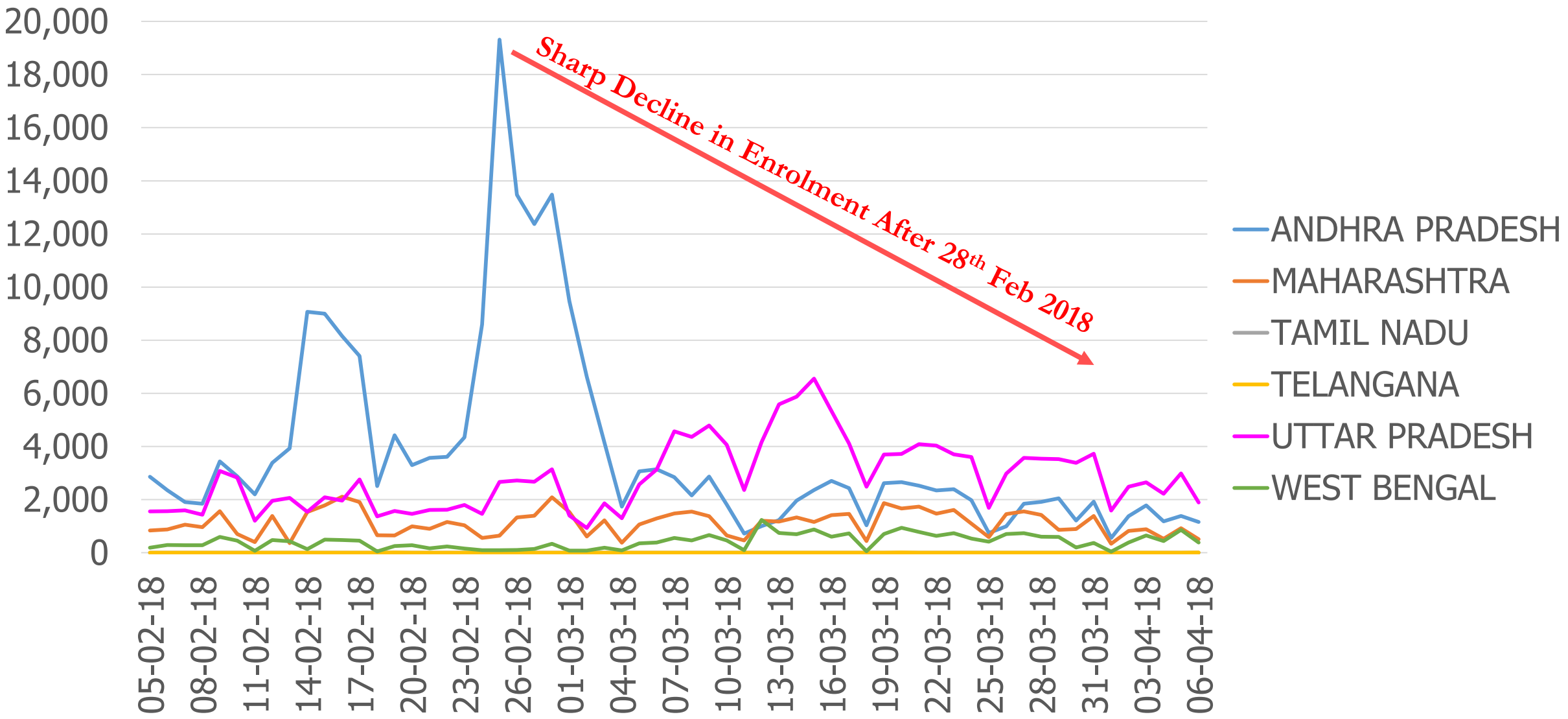
State	GoI Share of funds				States Funds Transfer	Total Funds with State	Funds Disbursed
(1)	CC Transfer (2)	Flexi Funds (3)	Admin Expense (4)	Total Sanction (2+3+4)=(5)	(6)	(5 +6) = (7)	(8)
Andhra Pradesh	6520.38	400	101.98	7022.36	2897.95	7022.36	4696.31
Chandigarh	271.22	9	10.19	290.41	NA	290.41	106.83
Dadra and Nagar Haveli	88.32	3	11.3	102.62	NA	102.62	8.43
Daman and Diu	41.67	2	17.89	61.56	NA	61.56	0.01
Maharashtra	11550.66	1062	208.44	12821.1	9000	21821.1	3886.27
Meghalaya	875.05	79	156.78	1110.83	0	1110.83	0
Tamil Nadu	11123.7	682	282.15	12087.85	0	12087.85	0
Telangana	6520.38	400	276.02	7196.4	0	7196.4	0
Uttar Pradesh	30807.27	1890	919.37	33616.64	22410	56026.64	4923.96
West Bengal	9382.03	863	0	10245.03	6369	16614.03	255.5

Beneficiary Enrolment Performance

State Name	Targeted No. of Beneficiaries of Jan 2017 – Dec 2017# (12 Months)	Targeted No. of Beneficiaries of Jan 17-Mar 18# (15 Months) (A)	Total Beneficiaries in System 09.04.18 (B)	% Enrollment as per 15 Months target (C)=(B/A)*100	All India Ranking*
Andhra Pradesh	1,80,567	2,25,709	2,67,734	119%	1
Chandigarh	4,506	5,633	4,427	79%	5
DADRA AND NAGAR HAVELI	1,468	1,834	1,261	69%	7
DAMAN AND DIU	1,039	1,298	676	52%	12
Maharashtra	4,79,805	5,99,756	2,25,466	38%	19
Uttar Pradesh	8,53,139	10,66,423	2,87,209	27%	21
West Bengal	3,89,722	4,87,152	29,384	6%	30
Telangana	1,80,567	2,25,709	94	0%	32
Meghalaya	12,668	15,835	0	0%	35
Tamil Nadu	3,08,046	3,85,058	0	0%	36

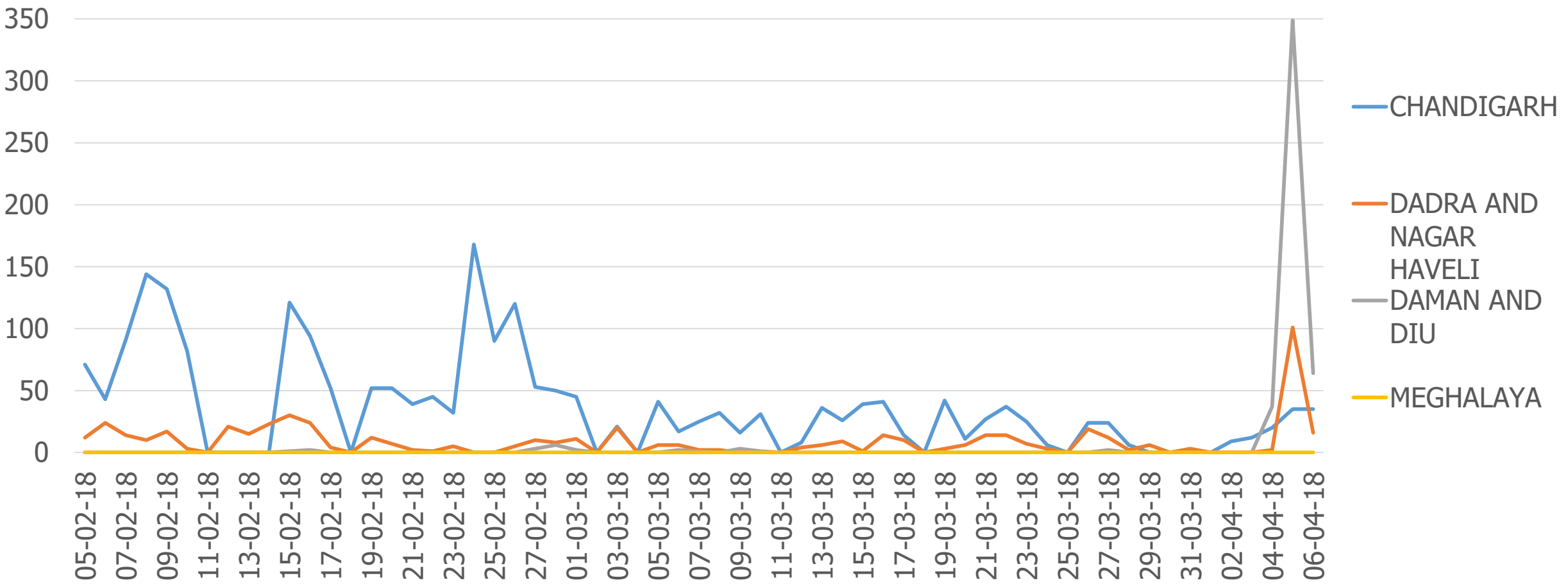
#NITI Aayog Projections *Ranking Basis %age Achievement, Data updated on 9th April 2018 at 10:35 AM

Beneficiary Enrolment Trend - State Population >1 Crore



Data updated on 6th April 2018 at 10:35 AM

Beneficiary Enrolment Trend - State Population is less than 1 Crore



Data updated on 6th April 2018 at 10:35 AM

Performance

State/UT	All India	AP	CH	DN	DD	MH	ML	TN	TS	UP	WB
Total Beneficiaries Enrolled	2,268,740	267,805	4,427	1,266	676	225,502	0	0	94	287,407	29,395
Total Beneficiaries Registered	1,530,120	194,495	4,071	767	28	141,810	0	0	0	194,623	15,597
Beneficiaries Paid	1,286,598	173,171	3,698	607	1	124,414	0	0	0	172,783	8,595
Total Applications Entered	3,869,264	504,530	8,720	1,571	1,106	488,672	0	0	93	557,723	63,572
Ineligible Applications	413,779	38,567	503	26	86	63,626	0	0	3	71,879	6,549
Pending SO Approval Applications	211,595	12,271	66	106	314	26,964	0	0	87	20,732	15,690
Applications Approved By SO	38,759	6,533	31	0	3	6,204	0	0	0	5,962	321
Rejected by SO	2,702	681	3	3	0	224	0	0	0	152	24
Withdrawn Applications	6,901	1,217	2	0	0	1,032	0	0	2	1,001	61
Sent for Correction by SO	3,546	366	0	3	1	788	0	0	0	143	20
Sent for Correction due to UIDAI and PFMS Failure	424,745	63,261	176	260	405	93,258	0	0	1	57,301	5,796
Apps Pending Authorization	218,045	24,335	203	134	238	18,908	0	0	0	41,161	4,799
Pending SNO Approval	77,453	4,163	173	16	0	18,557	0	0	0	4,302	3,108
Applications Pending Payment at PFMS	330,167	38,929	371	274	58	13,418	0	0	0	36,536	10,872
Paid Applications	2,124,149	313,152	7,037	722	1	242,131	0	0	0	316,941	16,332
Applications Payment Failure	17,424	1,055	155	27	0	3,562	0	0	0	1,613	0
Total Payment Amount (In Rs. Lakhs)	31,070	4,696.31	106.83	8.43	0.01	3,886.27	0	0	0.00	4,923.96	255.50

Data updated on 9th Apr 2018 at 10:35 AM

Correction Queue - Aadhaar

Aadhaar Correction Queue Ageing						
State/UT	0-7 Days	8-14 Days	15-21 Days	22-30 Days	> 30 Days	Total
Andhra Pradesh	8,627	5,337	4,956	3,789	13,763	36,472
Chandigarh	7	2	19	13	53	94
Dadra and Nagar Haveli	45	24	8	0	132	209
Daman and Diu	207	0	0	1	3	211
Maharashtra	4,150	4,195	3,408	3,795	31,658	47,206
Meghalaya	0	0	0	0	0	0
Tamil Nadu	0	0	0	0	0	0
Telangana	0	0	1	0	0	1
Uttar Pradesh	6,140	3,694	4,088	5,325	13,821	33,068
West Bengal	943	487	401	774	231	2,836

Data updated on 9th Apr 2018 at 10:35 AM

Correction Queue - PFMS

PFMS Correction Queue Ageing						
State/UT	0-7 Days	8-14 Days	15-21 Days	22-30 Days	> 30 Days	Total
Andhra Pradesh	3,004	892	1,032	2,374	1,747	9,049
Chandigarh	29	6	4	35	20	94
Dadra and Nagar Haveli	3	0	0	1	6	10
Daman and Diu	6	0	0	0	1	7
Maharashtra	1,475	322	742	1,548	4,558	8,645
Meghalaya	0	0	0	0	0	0
Tamil Nadu	0	0	0	0	0	0
Telangana	0	0	0	0	0	0
Uttar Pradesh	1,691	930	1,128	2,296	2,912	8,957
West Bengal	171	28	55	93	27	374

Data updated on 9th Apr 2018 at 10:35 AM

Other State/UT specific issues to be noted

- Proposal of revalidation of unspent balance as on 31/3/2018
- Constitution of SLSC for use of Flexi Funds
- Establishment of State and District level PMMVY Cells
- Transfer of funds for administrative expenses at District level

Andhra Pradesh – Current Status



267,805
Beneficiaries
enrolled



173,171
Beneficiaries
paid



504,530
Applications
received



313,156
Applications
paid



₹ 46.96 Cr.
Payments
made

15 Month Target
Beneficiaries: 2.25 L
Payment: ₹ 112.8 Cr

Beneficiary Claim Breakup

No of Beneficiaries Paid	First Instalment	Second Instalment	Third Instalment	No of Instalments Paid
62,240	✓			62,240
58,399	✓	✓		116,798
35,443	✓	✓	✓	106,329
599	✓		✓	1,198
3,965		✓		3,965
10,101		✓	✓	20,202
2,424			✓	2,424
173,171	156,681	107,908	48,567	313,156

Action Points

- Focus on entry of pending applications for beneficiaries.
- State to send pending Master Data.

Chandigarh– Current Status



4,427
Beneficiaries
enrolled



3,698
Beneficiaries
paid



8,720
Applications
received



7,037
Applications
paid



₹ 1.06 Cr.
Payments
made

15 Month Target
Beneficiaries: 5,633
Payment: ₹ 2.81 Cr

Beneficiary Claim Breakup

No of Beneficiaries Paid	First Instalment	Second Instalment	Third Instalment	No of Instalments Paid
921	✓			921
1,726	✓	✓		3,452
735	✓	✓	✓	2,205
9	✓		✓	18
140		✓		140
134		✓	✓	268
33			✓	33
3,698	3,391	2,735	911	7,037

Action Points

- **Focus on entry of pending applications for beneficiaries.**

Dadra and Nagar Haveli – Current Status



1,266
Beneficiaries
enrolled



607
Beneficiaries
paid



1,571
Applications
received



722
Applications
paid



₹ 8.43 L
Payments
made

15 Month Target
Beneficiaries: 1,834
Payment: ₹ 91.72 L

Beneficiary Claim Breakup

No of Beneficiaries Paid	First Instalment	Second Instalment	Third Instalment	No of Instalments Paid
487	✓			487
113	✓	✓		226
1	✓	✓	✓	3
0	✓		✓	0
6		✓		6
0		✓	✓	0
0			✓	0
607	601	120	1	722

Action Points

- **Focus on entry of pending applications for beneficiaries.**

Daman and Diu – Current Status



676
Beneficiaries
enrolled



1
Beneficiaries
paid



1,106
Applications
received



1
Applications
paid



₹ 0.01 L
Payments
made

15 Month Target
Beneficiaries: 1,298
Payment: ₹ 64.91 L

Beneficiary Claim Breakup

No of Beneficiaries Paid	First Instalment	Second Instalment	Third Instalment	No of Instalments Paid
1	✓			1
0	✓	✓		0
0	✓	✓	✓	0
0	✓		✓	0
0		✓		0
0		✓	✓	0
0			✓	0
1	1	0	0	1

Action Points

- **Focus on entry of pending applications for beneficiaries.**

Maharashtra– Current Status



225,502
Beneficiaries
enrolled



124,414
Beneficiaries
paid



488,672
Applications
received



242,133
Applications
paid



₹ 38.86 Cr.
Payments
made

15 Month Target
Beneficiaries: 5.99 L
Payment: ₹ 299.8 Cr

Beneficiary Claim Breakup

No of Beneficiaries Paid	First Instalment	Second Instalment	Third Instalment	No of Instalments Paid
24417	✓			24,417
44438	✓	✓		88,876
26334	✓	✓	✓	79,002
450	✓		✓	900
7177		✓		7,177
20163		✓	✓	40,326
1435			✓	1,435
124,414	95,639	98,112	48,382	242,133

Low-Performing Districts

District	Beneficiary Count
SINDHUDURG	2499
WASHIM	2576
NANDURBAR	2607
THANE	2759
HINGOLI	3139

Action Points

- Focus on entry of pending applications for beneficiaries.
- States to send pending Urban Field Functionary Data.
- State to focus on entering Urban Beneficiaries
- State to focus on reducing Ineligible Applications.

Uttar Pradesh– Current Status



287,407
Beneficiaries
enrolled



172,783
Beneficiaries
paid



557,723
Applications
received



316,940
Applications
paid



₹ 49.23 Cr.
Payments
made

15 Month Target
Beneficiaries: 10.66L
Payment: ₹ 533.2 Cr

Beneficiary Claim Breakup

No of Beneficiaries Paid	First Instalment	Second Instalment	Third Instalment	No of Instalments Paid
45,793	✓			45,793
63,102	✓	✓		126,204
32,279	✓	✓	✓	96,837
311	✓		✓	622
14,807		✓		14,807
16,186		✓	✓	32,372
305			✓	305
172,783	141,485	126,374	49,081	316,940

Low-Performing Districts

District	Beneficiary Count
GAUTAM BUDDHA NAGAR	1020
FARRUKHABAD	1109
BAGHPAT	1255
ALIGARH	1281
AURAIYA	1290

Action Points

- Focus on entry of pending applications for beneficiaries.
- States to send pending Urban Field Functionary Data.
- State to focus on entering Urban Beneficiaries
- State to focus on reducing Ineligible Applications.

West Bengal– Current Status



29,395
Beneficiaries
enrolled



8,595
Beneficiaries
paid



63,572
Applications
received



16,332
Applications
paid



₹ 2.55 Cr.
Payments
made

15 Month Target
Beneficiaries: 4.87 L
Payment: ₹ 243.5 Cr

Beneficiary Claim Breakup

No of Beneficiaries Paid	First Instalment	Second Instalment	Third Instalment	No of Instalments Paid
3040	✓			3,040
1752	✓	✓		3,504
2315	✓	✓	✓	6,945
7	✓		✓	14
98		✓		98
1348		✓	✓	2,696
35			✓	35
8,595	7,114	5,513	3,705	16,332

Low-Performing Districts

District	Beneficiary Count
DINAJPUR UTTAR	96
BIRBHUM	218
DARJEELING	221
PASCHIM BARDHAMAN	231
HOOGHLY	243

Action Points

- Focus on entry of pending applications for beneficiaries.
- States to send pending Urban Field Functionary Data.
- State to focus on entering Urban Beneficiaries
- State to focus on reducing Ineligible Applications.

Meghalaya – Current Status

Action Points

- Send Pending Master Data for pending 6 districts.
- Send User Data for All Districts
- Get On-boarded on PFMS and start making payments.

15 Month Target

Beneficiaries: 15,835

Payment: ₹ 7.91 L

Tamil Nadu – Current Status

Action Points

- Send Pending Master Data.
- Send User Data for All Districts
- Get On-boarded on PFMS and start making payments.

15 Month Target

Beneficiaries: 3.85 L

Payment: ₹ 192.52 Cr

Telangana – Current Status

Action Points

- Get On-boarded on PFMS and start making payments.

15 Month Target

Beneficiaries: 2.25 L

Payment: ₹ 112.8 Cr

Reporting System Issues

- In case of software related issues faced by the user, please drop a mail to pmmvyhelpdesk@gmail.com with the following details:
 - Name:
 - Your User ID:
 - Task being Performed:
 - Problem Encountered:
 - **Screenshot of Problem Encountered:**
 - Time Problem Encountered:
- Please mention only one problem in one email. Please clearly describe the issue being faced for better resolution.
- Email should be the primary mode of reporting issues as tracking through other modes is a challenge for all stakeholders.

Reporting System Issues

MWCD PMMVY Team Contact Details (for Administrative & Financial issues):

1. Mr. Pracheta - ssp.pracheta@gov.in : +91- 9899690167
2. Mr. Ashish Bhattacharya - Ashish.bhattacharya@nic.in
3. Mr. V.C. Chaudhary- vc.choudhary@nic.in : 011-23388513

PMMVY-CAS Team Member Contact Details (for Software related issues):

1. Mr. Kunal Mukherjee- kunalmukherjee@kpmg.com : +91-9910074521
2. Mr. Narendra Singh- narendrasingh@kpmg.com : +91-9873663361
3. Mr. Alok Gupta- alok.gupta@cdfi.in
4. Mr. R Sumanthra- sumanthra@cdfi.in

PFMS Helpdesk details for PFMS related issues:

1. PFMS Helpdesk- helpdesk-pfms@gov.in: 011-23343860